

Quick Tread®

Automatic Drive Over Tread Depth System

**NOW AVAILABLE
WITH FLIGHTBOARD™**



Quick Tread® At-A-Glance

Driven by Hunter's award-winning WinAlign® software, Quick Tread® — Hunter's drive over tread depth unit — automatically measures the tread depth of each tire in seconds.

Quick Tread® measures tread depth, analyzes the data on-site and instantly displays results.

Quick Tread® operation **has no recurring monthly charges.**

Results in 10 seconds

- ✓ Eliminate trips around vehicle
- ✓ Capture accurate tread info on all vehicle traffic
- ✓ No technician needed to determine tread depth



Track Data with HunterNet®

- ✓ Store tread depth records
- ✓ Use customer history in your marketing efforts



Developing Quality Technology

Featuring Sigmaprecision's patented tire measurement technology, Hunter's drive over tread depth measurement system is the industry's fastest and most accurate. See Sigmaprecision's U.S. Patent No. 8625105 to learn more.

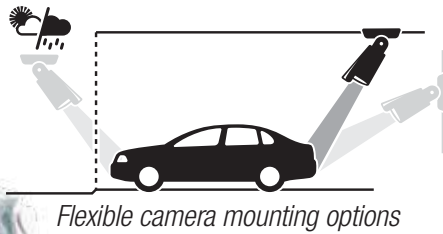
Quick Tread® requires a Hunter inspection console.

NEW

Quick ID™ *




- ✓ Automatic vehicle identification system
- ✓ Streamline intake process
- ✓ Perform inspections faster and easier
- ✓ No additional labor required



Point Cloud Measurement Technology

- ✓ Measure a two-inch tire segment, not a single point or line
- ✓ **280,000 data points** (800x350) eliminate outliers
- ✓ Generate three-dimensional image of the customer's tire



Durable Design

- ✓ Powder-coated stainless steel construction to resist corrosion
- ✓ Self-cleaning air knife
- ✓ Mechanical shutter protects sensors
- ✓ Completely sealed sensor housing protects electronic components



Two Mounting Options

Flush-Mount System (shown left)

- ✓ Smooth approach
- ✓ Zero obstructions


Surface-Mount System (shown below)

- ✓ Low stack height (3.5 in.)
- ✓ Simple installation



Customizable Results**

- ✓ Easy-to-understand results help sell tires
- ✓ Multiple format options
- ✓ Displays up to six tread measurements per tire



Vehicle OE warranty policies vary, please consult OE guidelines when establishing vehicle inspection policies.

* Quick ID not included, sold separately

** Sample results shown requires system with Quick Check® alignment sensors.

Inferior Tread Depth Measurement Methods

Basic Hand-Held Measurement is Obsolete

Prior to digital measurement technology, tread depth was measured using a hand-held, plunger-type measurement tool.

- ✗ Measurements often written down, creating additional paperwork
- ✗ Required technicians to manually interpret each reading
- ✗ Accuracy could vary by $\pm 3/32$ or more depending on operator



Random Line Scan Measurement

Other drive over tread depth measurement tools collect data points across a single line of a tire.

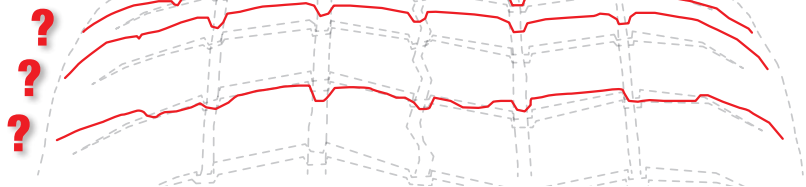
- ✗ This small amount of data is used to measure overall tire health
- ✗ The results can vary greatly depending on what part of the tread is measured



Results displayed as a single line

Single-line scans can vary greatly.

Sipes and other obstructions can affect the results of a single-line scan — even scans taken in close proximity to one another.



Hunter's Quick Tread® Method

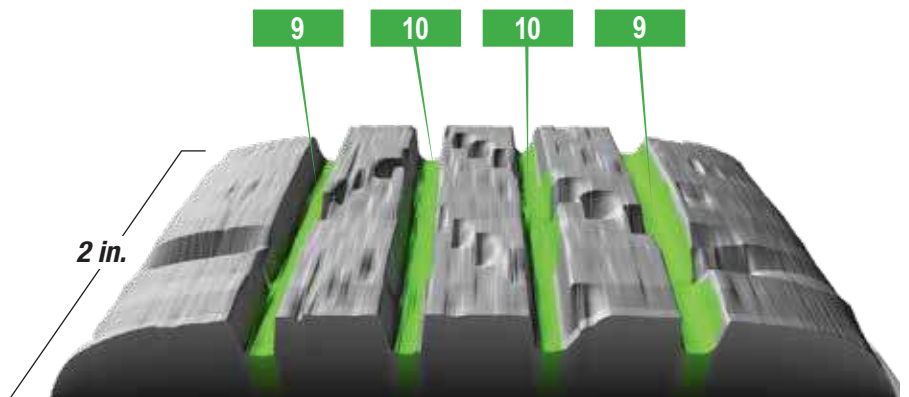
More Data Means a More Accurate Assessment

Hunter's Quick Tread® system collects **280,000 data points** (800x350) across a two-inch segment of the tire.

- ✓ Large data sample generates a **point cloud** — a three-dimensional image of the two-inch testing segment
- ✓ Edge-to-edge measurement
- ✓ More accurately measures overall tire tread depth
- ✓ Precisely measures wet and dirty tires to maximize uptime and opportunities
- ✓ Color-coded results quickly relay good, marginal or bad treads



Results displayed as 3D image of customer's tire.

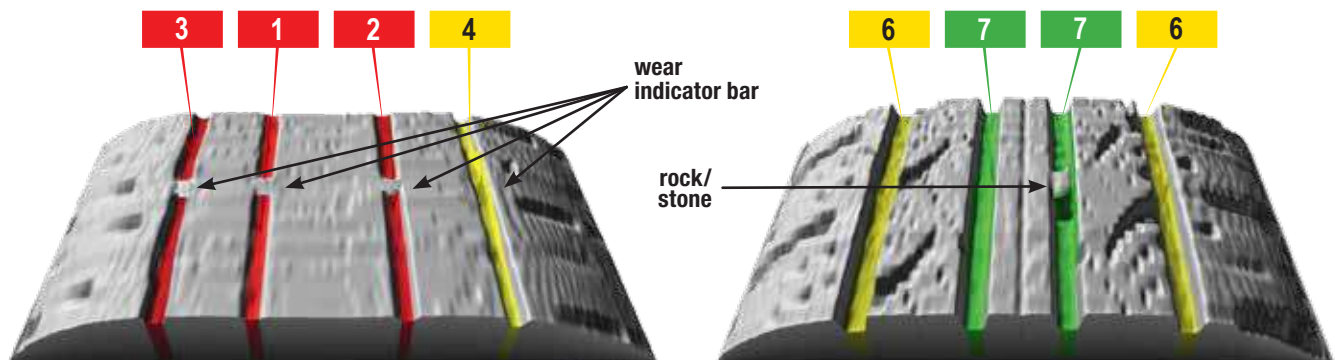


Accurate tread depth calculated for each groove.

What about rocks, stones or wear indicator bars?

Single-line scans can't calculate for non-tread wear factors.

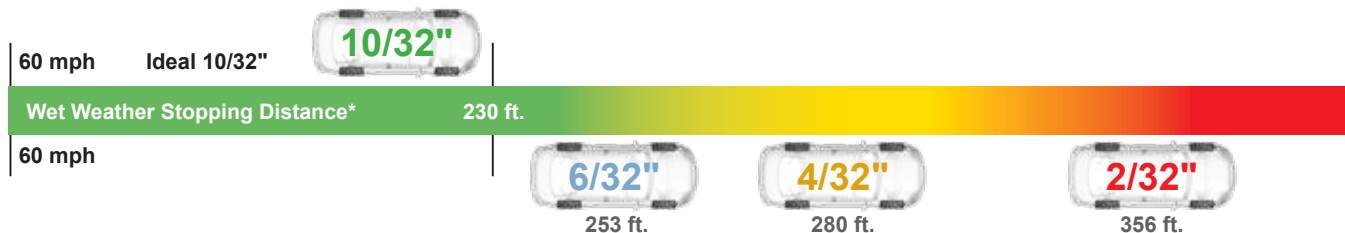
Quick Tread's point cloud scan is able to account for these issues and return the most accurate measurements.



Tread Depth Affects a Vehicle's Stopping Distance

Tire tread depth is important because a tire's grooves squeeze out water, debris and snow so tires can hit the road and keep the vehicle running safely.

As tires wear, the grooves become shallow and compromise the tire's ability to make solid contact with the road. As tread depth decreases, the vehicle's wet weather stopping distance increases.



Proper Tread Depth Means Control in Wet Conditions

Darker area represents amount of tread making contact with the road surface at varying conditions.

	10/32"		4/32"		2/32"	
AT REST	New tires show clearly defined tread ensuring efficient water displacement.		When comparing stationary tires, little difference in tread definition between new tire tread and a tire worn to 4/32" is obvious.		At the minimal tread depth, tread definition is barely visible — already illustrating that water displacement will be inefficient.	
45 MPH	Any tire in motion will lose some contact with the road, but tires with well-defined tread will maintain better contact.		Unable to displace water efficiently, water begins to pool at the front of a tire with worn tread.		Tires with severely worn tread have far less contact with the road and allow a dangerous amount of water to pool at the front of the tire.	
60 MPH	At high speeds, even tires with well-defined tread cannot sufficiently displace water. Eventually, only the sides and back of the tire will make contact with the road.		Tire's center has no contact with the road. With only the sides of the tire somewhat in control, high-speed road travel is hazardous on slightly worn tread.		At high speeds, with minimal tread depth, water can no longer be displaced properly, lifting the tire off the road surface — hydroplaning out of control.	

* For details see www.hunter.com/stopping

Tire Wear & Wheel Alignment

Irregular tread wear does not always mean a vehicle is out of alignment

While tread depth measurements are useful for recommending tire replacement, tread depth results alone are **not sufficient for recommending wheel alignment**.

- ✓ Tire wear patterns, which frequently result in *tread depth deterioration*, are permanent and will remain until the tire is replaced.
- ✓ Even after a proper wheel alignment, the tire will still be flagged with irregular tire wear when tested.
- ✓ By the time a tire shows signs of irregular wear it is **too late** as most of the useful life of the tire is already passed.

Q: What happens when a recently aligned car with tire wear is tested again using the tire wear pattern to indicate alignment need?

A: It will incorrectly indicate alignment need!



Measure more than tire wear for accurate wheel alignment assessments*

Hunter's Quick Check® alignment inspection system captures total toe and camber measurements compared to manufacturer specifications to accurately diagnose tire wear angles.

- ✓ Total toe and camber measurements can be used to recommend alignment service.
- ✓ Hunter's accuracy ensures your shop will capture the most wheel alignment opportunities possible without false alarms.
- ✓ Alignment problems can be detected early, before the tire has a permanent irregular wear pattern.



Did you know? In a recent 25,000 vehicle study, 51% of all vehicles had no irregular tire wear, but needed an alignment. Only 10% had irregular wear and needed an alignment.

* Requires system with Quick Check® alignment sensors.

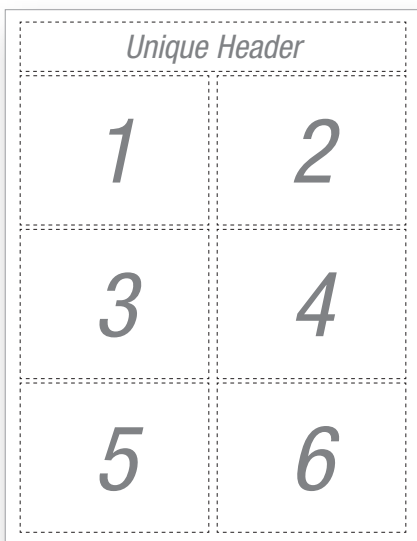
Customize Your Printouts

Build a printout layout that is unique to your business and uses all of the available space on the printout.


- ✓ Include your shop's logo, an advertising message, coupon, or any other services
- ✓ Provide customers up to two printouts — displaying simple and/or technical information — or keep one for your own records
- ✓ Select the format that has the highest impact with your customer



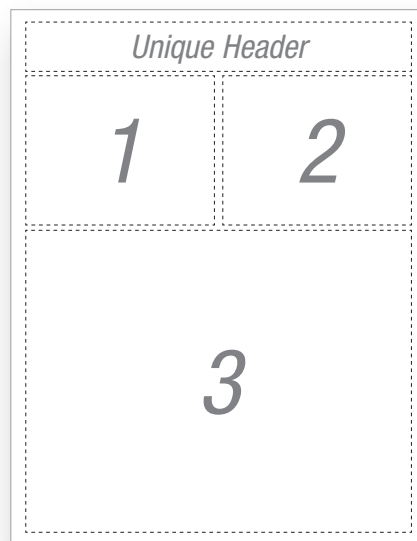
Choose the best printout for your business



Up to 6 customizable modules per page



Customize to fit your shop's unique needs



Highlight the features that will sell your services best

HUNTER Welcome to Hunter Engineering Co. Mon-Fri: 8:15 am - 5:00 pm Sat: Closed Sun: Closed
11200 Hunter Drive, Bridgeton, MO 63044, Tel: (314) 731-3020, Alex Nicholas, Service Manager

Complimentary Vehicle Inspection 07/25/16 2:55 PM
Toyota 2015 Camry
Odometer: 18,361
Last In Date: 02/18/16 0:34 AM

Wheel Alignment FAILED
Front Total Toe: Front Corner: Rear Total Toe: Rear Corner:
Recommend comprehensive alignment check for added tire life, fuel economy and safety.

Stopping Check PASSED
Front to Rear Brake Balance: Front Axle Left to Right: Rear Axle Left to Right:
Recommend a brake inspection for thickness verification.

Diagnostic Check
Check Engine LIGHT - OFF
5 Trouble Codes are present
Onboard Diagnostics Test - NOT READY

Tire Health FAILED
Status of Health: Measured 307 OCA Voltage: 12.3 V OCM Ref: 385 OCA
Recommend the replacement for safety.

Battery Health TEST
Status of Health: Measured 307 OCA Voltage: 12.3 V OCM Ref: 385 OCA
Recommend complete battery charging/starting system evaluation.

HUNTER Welcome to Hunter Engineering Co. Mon-Fri: 8:15 am - 5:00 pm Sat: Closed Sun: Closed
11200 Hunter Drive, Bridgeton, MO 63044, Tel: (314) 731-3020, Alex Nicholas, Service Manager

Complimentary Vehicle Inspection 07/27/16 4:05 PM
Ford 2014 Focus
Odometer: 25,143
Last In Date: 02/18/16 0:34 AM

Wheel Alignment FAILED
Front Total Toe: Front Corner: Rear Total Toe: Rear Corner:
Recommend comprehensive alignment check for added tire life, fuel economy and safety.

Diagnostic Check PASSED
Check Engine LIGHT - OFF
5 Trouble Codes are present
No additional service needed.

Battery Health PASSED
Status of Health: Measured 307 OCA Voltage: 12.6 V OCM Ref: 385 OCA
Good battery.

Tire Health PASSED
Left Front: 3.00mm (12.00mm) Left Rear: 3.00mm (12.00mm) Right Front: 3.00mm (12.00mm) Right Rear: 3.00mm (12.00mm)
Your stopping distance: 200 ft (61m)

HUNTER Welcome to Hunter Engineering Co. Mon-Fri: 8:15 am - 5:00 pm Sat: Closed Sun: Closed
11200 Hunter Drive, Bridgeton, MO 63044, Tel: (314) 731-3020, Alex Nicholas, Service Manager

Complimentary Vehicle Inspection 07/25/16 2:55 PM
Lexus 2016 IS 350 F Sport
Odometer: 18,361
Last In Date: 02/18/16 0:34 AM

Wheel Alignment FAILED
Front Total Toe: Front Corner: Rear Total Toe: Rear Corner:
Recommend comprehensive alignment check for added tire life, fuel economy and safety.

Tire Health MARGINAL
Status of Health: Measured 307 OCA Voltage: 12.3 V OCM Ref: 385 OCA
Your stopping distance: 200 ft (61m)

Battery Health TEST
Status of Health: Measured 307 OCA Voltage: 12.3 V OCM Ref: 385 OCA
Recommend complete battery charging/starting system evaluation.

*Requires webcam, sold separately.

Selling and Management Reporting Tools

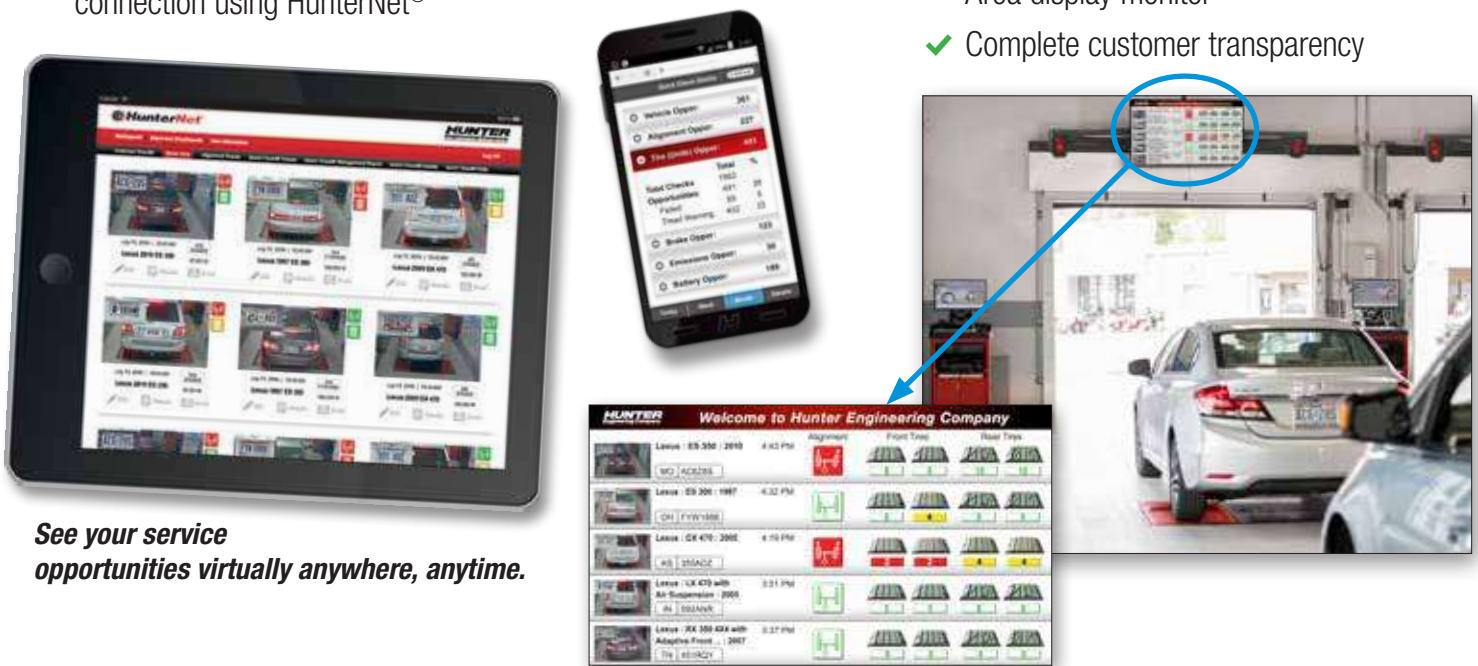
Using HunterNet® tools, shops can recommend services, track statistics, and generate reports.



- ✓ View and present inspection results
- ✓ Breakdown “repair opportunities found” vs. “repair orders generated” by the week, month, year or lifetime
- ✓ Analyze tread depth results and failure rates
- ✓ Remote access of data available with an Internet* connection using HunterNet®

NEW! Flightboard™

- ✓ Automatically display of alignment and Quick Tread® results
- ✓ Designed for Service Drive or Waiting Area display monitor
- ✓ Complete customer transparency



See your service opportunities virtually anywhere, anytime.

Integration

- ✓ **Capture every service opportunity** with streamlined process
- ✓ Ensure profitable service recommendations are always presented to customer
- ✓ Choose your integration partner
- ✓ **Customer Intake:** Present digital inspection results and make tire offer at the vehicle
- ✓ **Electronic Multi-Point Inspection (eMPI):** Accelerate inspection process and increase technician productivity
- ✓ **Digital Service Recommendations:** Mobile delivery of inspection results via text or email helps sell more services to off-site customers on-the-go

AutoPoint sample phone interface



* While an internet connection is not required for Quick Tread® operation, one is required to access the enhancements offered by HunterNet®.

Connect Quick Tread® to Hunter's Popular Quick Check® Systems

The new Quick Tread® can easily be incorporated with Quick Check® inspection systems, which provide valuable information in just two minutes about a vehicle's:

- ✓ identity
- ✓ wheel alignment
- ✓ battery health
- ✓ diagnostics (emissions)
- ✓ inflation
- ✓ brake performance



Quick ID™



- ✓ Accelerate inspection process
- ✓ Automatic vehicle identification

Wheel Alignment



- ✓ Fast verification of alignment need
- ✓ Boost traffic to most profitable undercar service

Battery Health



- ✓ Tests battery to OEM specs
- ✓ Sends results to console wirelessly in 10 seconds

Diagnostic Check



- ✓ Retrieves VIN and emission system codes from OBD-II

Tire Pressure*



Stand alone
Inflation
Station option

- ✓ Automatically adjusts air pressure to user-entered OEM spec
- ✓ Records before and target pressures

Stopping Check



- ✓ Wheels tested individually
- ✓ Tests brake force at each wheel and overall vehicle deceleration

NEW! *Unmanned Console*

- ✓ Compact, slim profile saves valuable space
- ✓ Flexible mounting options ensure easy installation
- ✓ For stand-alone, unmanned Quick Tread® systems



Additional Accessories

Angled Bay Kit


Necessary for any curved or angled vehicle approaches. A straight approach does not require an angled bay kit.

Center Cover

Beneficial for surface-mount installations with high pedestrian traffic or turning vehicles.

Extended Descent Ramps

Recommended for surface mount installations with customer's driving over system or lower vehicle suspension types.



Configurations for Every Shop*

Quick Tread® can be installed as a surface-mounted unit or flush-mounted unit. It can be ordered individually or integrated with a Quick Check® system.



Sample system



Sample system



Sample system



Please see your Hunter Sales Representative for details
Be sure to check out other Hunter literature for more quality products from Hunter Engineering.

HUNTER
Engineering Company

www.hunter.com